

**PLAY EQUIPMENT**

- 

Supplier: Wickstead  
Product: Embankment slide  
Ref: 6050-009
- 

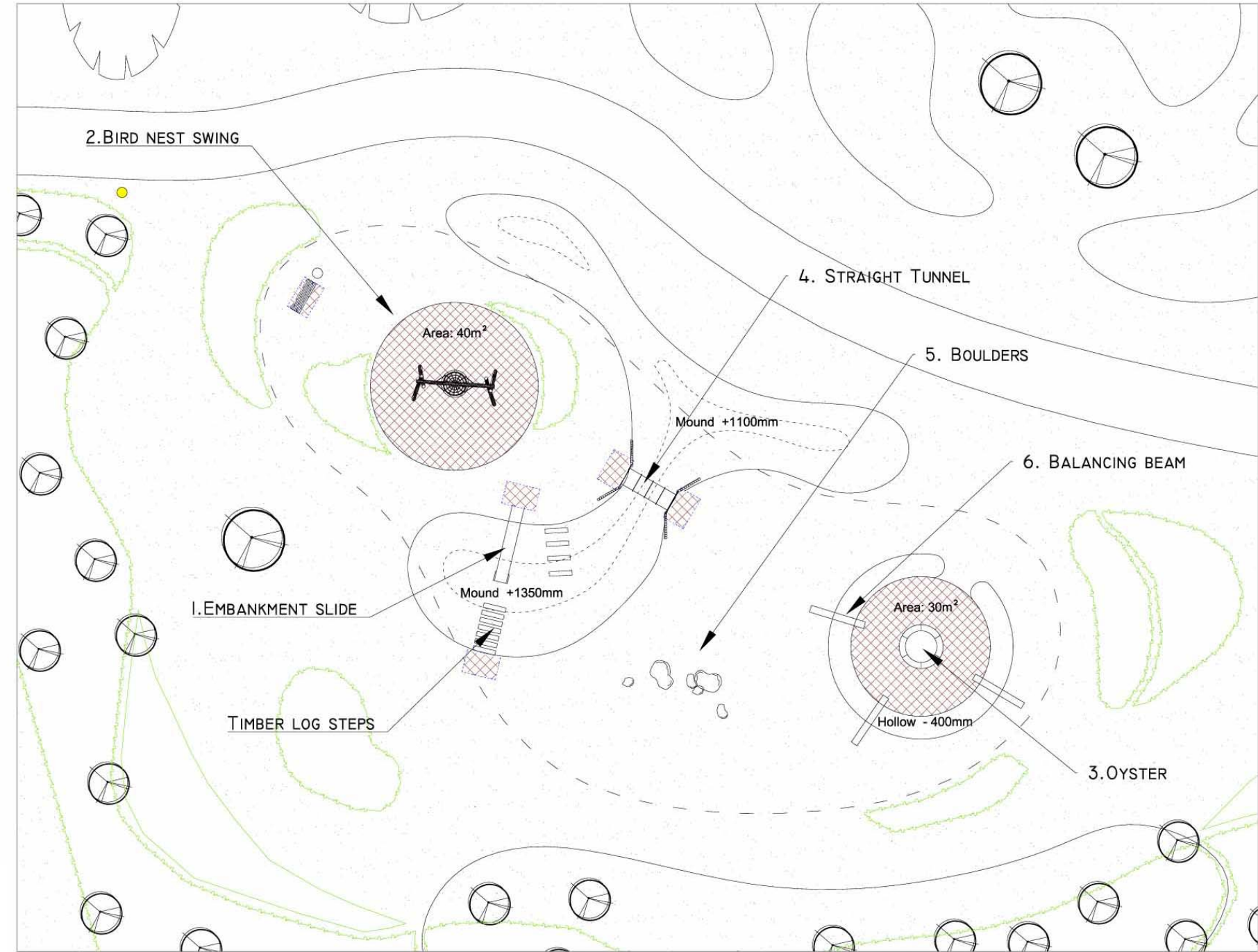
Supplier: Broxap  
Product: Swing with Birds Nest  
Ref: BX/PD100004
- 

Supplier: Sutcliffe Play  
Product: Oyster  
Ref: SWD550
- 

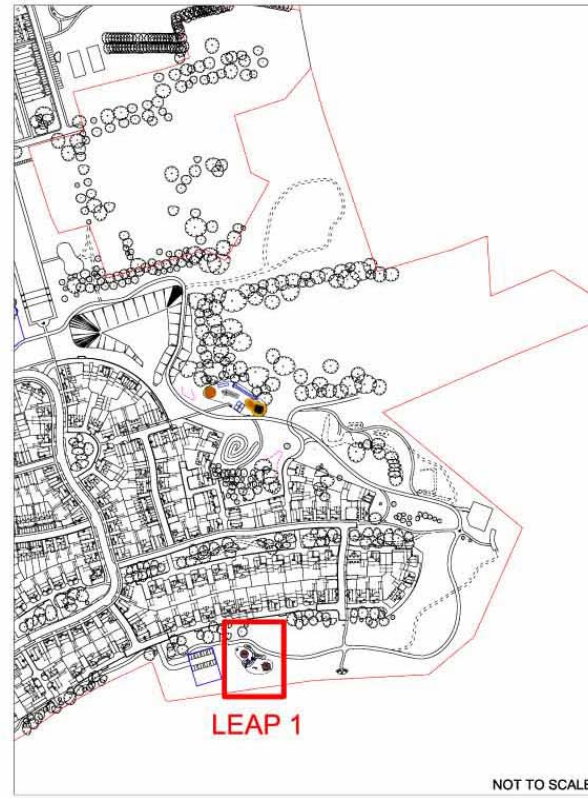
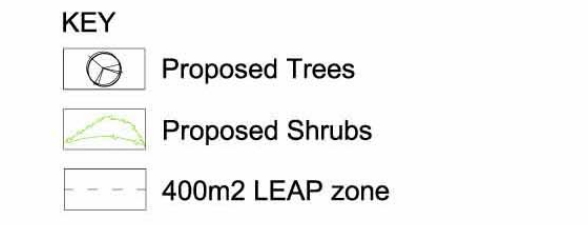
Supplier: Playdale  
Product: Straight Tunnel  
Ref: UT/2
- 

Supplier: Russell Play  
Product: Boulders  
Ref: TC1003
- 

Supplier: Miracle Design & Play Ltd.  
Product: Adventure Play  
Ref: MB00070




**NOTES:**  
Based upon the Ordnance Survey map with permission of The Controller of Her Majesty's Stationery Office, © Crown Copyright.  
Aspect Landscape Planning Ltd, West Court, Hardwick Business Park, Noral Way, Banbury OX16 2AF. Licence 100045345  
Copyright reserved  
No Dimensions to be scaled from this drawing.



**SURFACES**

 Supplier: Terram  
Product: Safety rubber matting 1x1.5m  
Thickness: 22mm  
Openings 250mm



REV	DATE	NOTE	Drawn	Chkd
B	17.12.18	Playbark omitted for rubber matting	BS	JM

REVISIONS



TITLE  
**Upper Rissington  
LEAP 01 - Country Park**

CLIENT  
**Bovis & Linden Homes**

SCALE 1:250 @ A3	DATE JUN 2013	DRAWN EM
DRAWING NUMBER 5109/ PS01		REVISION B

Based on IDP Architects drawing no. xxxxx